



ASEAN
BIOLOGICAL THREATS
SURVEILLANCE CENTRE

ASEAN

Morbidity and Mortality Weekly Report (MMWR)

Infectious & Emerging Diseases
in the ASEAN Region

With Support by:

This report aims to provide the current situation on infectious and emerging diseases in the ASEAN Region. We collate various information from multiple official sources and publicly available sources and is published every week on Wednesday. For feedback and/or suggestions, please write to support@biodiaspora.org

Editorial

ASEAN SECRETARIAT

Assistant Director and Head of Health Division
Human Development Directorate

ASEAN Socio-Cultural Community Department

Jennifer Frances dela Rosa, MPH, MSc HPPF

Programme Coordinator (Health Security)

Mitigation of Biological Threats (MBT) Programme

Michael Glen, MSSc

EDITORIAL TEAM

Editor-in-Chief

Abdurrahman, MPH

Managing Editor

Aldilas Achmad Nursetyo, MD, MS

Associate Editor

Abdul Haris Ibrahim, MHI

Habibi Rohman Rosyad, MSc

Nindy Fadellah Wulan, MPH

Copy Editor

Ajeng Sekar Pratiwi, A.Md

Dwi Sasongko, A.Md.

Supporting Staff

Svetlana Pratiwi, SKM

Divva Kaamila, S.Tr.Kom

Natasha Alicia Putri, S.Tr.Kom

PUBLISHER

ASEAN Biological Threat Surveillance Centre

Health Policy Agency

Ministry of Health of Indonesia

Jl. Percetakan Negara No. 29 Johar Baru, Central Jakarta, Indonesia 10560

E-mail: support@biodiaspora.org

Facebook: <https://www.facebook.com/abvc.official/>

Instagram: <https://www.instagram.com/abvc.official/>

Table of Contents

Emerging Diseases.....	2
Mpox.....	3
COVID-19.....	7
Influenza	9
Influenza-like Illness	10
Zoonosis.....	11
Rabies	12
Vector-borne Diseases	13
Dengue	14
Malaria	15
Vaccine-preventable Diseases.....	16
Measles	17

Emerging Diseases

A person wearing a full-body white protective suit, a hood, and a clear face shield. They are also wearing black gloves. The person is holding a small, dark object in their right hand. The background is blurred, suggesting an indoor setting.

MPOX

Mpox Cases Reported in the ASEAN Region

January 1, 2023 – July 12, 2025



Source:

1. Ministry of Health Republic of Indonesia
2. Ministry of Health Singapore, accessed July 15, 2025, <https://www.moh.gov.sg/resources-statistics/infectious-disease-statistics/2023/weekly-infectious-diseases-bulletin>

Key Findings

- From 1 January 2023 to 12 July 2025, **63,304** confirmed cases worldwide since 2023, including **295** deaths. Globally, the CFR was **0.47 %**.
- **1,426 confirmed cases** including **27 deaths** in the **ASEAN** region, with a CFR of **1.89%**.
- **61,878 confirmed cases** of mpox have been reported in **other regions** (other than the **ASEAN** region):

Mpox cases in the ASEAN region (Jan. 1, 2023 to Jul. 12, 2025)

ASEAN Member States	Cumulative Cases 2023-2025	New Cases Since Previous Report	Cumulative Deaths 2023-2025	CFR
Cambodia¹	20	0	0	0.00%
Indonesia²	87	0	0	0.00%
Lao PDR³	1	0	0	0.00%
Malaysia³	15	0	0	0.00%
Philippines³	152	0	5	3.29%
Singapore⁴	58	1	0	0.00%
Thailand³	884	0	13	1.47%
Vietnam³	209	0	9	4.31%
ASEAN Total	1,426	1	27	1.89%

Source:

1. Ministry of Health Cambodia
2. Ministry of Health Republic of Indonesia
3. WHO Mpox Outbreak: Global Trends, accessed July 15, 2025 (https://worldhealthorg.shinyapps.io/mpx_global/)
4. Ministry of Health Singapore, accessed July 15, 2025 (<https://www.moh.gov.sg/resources-statistics/infectious-disease-statistics/2023/weekly-infectious-diseases-bulletin>)

Top 5 countries with the most mpox cases globally (Jan. 1, 2023 to Jul. 12, 2025)

Country	Cumulative Cases	New Cases Since Previous Report	Cumulative Deaths	CFR
Democratic Republic of Congo	22,959	0	51	0.22%
Uganda	6,636	0	44	0.66%
United States of America	4,910	0	10	0.20%
Brazil	3,450	0	2	0.06%
People's Republic of China	3,181	0	1	0.03%

Source: Our World in Data, accessed on July 15, 2025 (<https://ourworldindata.org/monkeypox>)

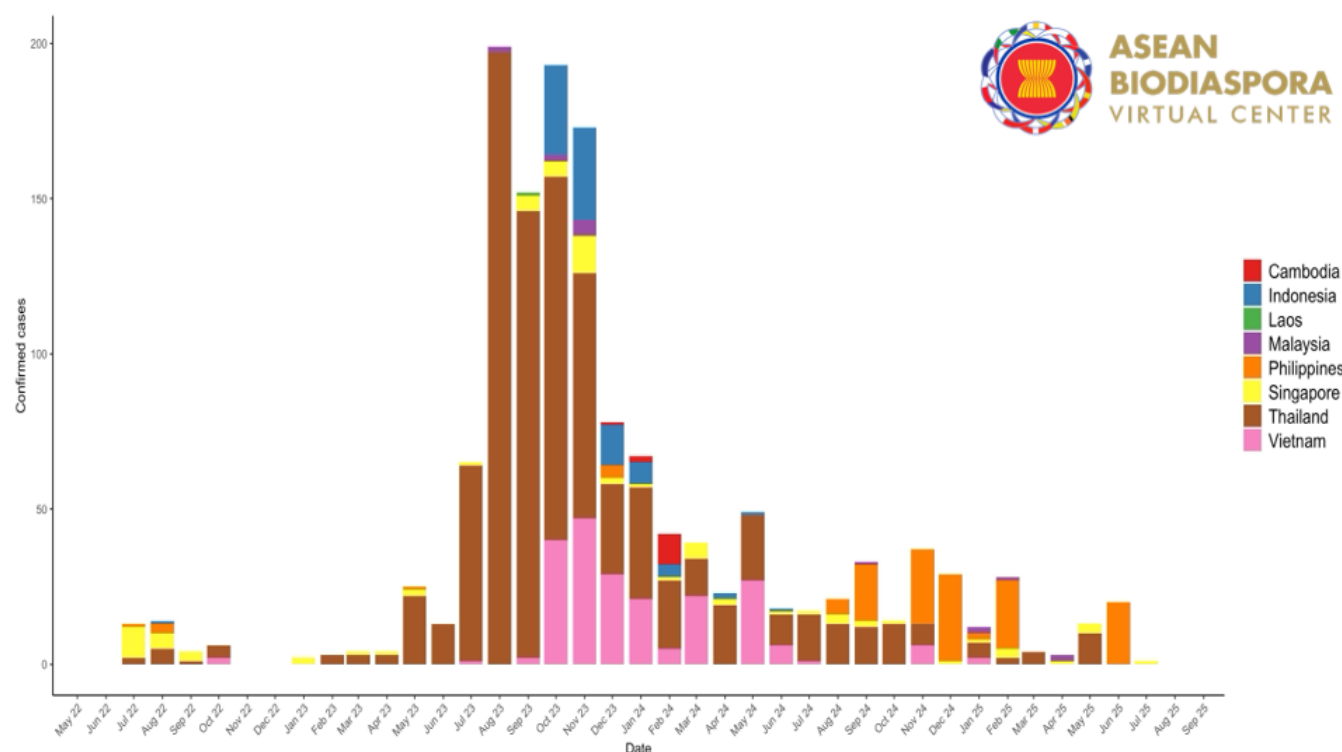
Mpox cases per region (Jan. 1, 2023 to Jul. 12, 2025)

REGIONS	CUMULATIVE CASES 2023-2025	NEW CASES SINCE THE PREVIOUS REPORT	CUMULATIVE DEATHS	CFR
AFRICA	38,312	0	135	0.35%
AMERICAS	11,614	0	99	0.85%
ASEAN	1,426	1	27	1.89%
ASIA & OCEANIA	7,599	0	31	0.41%
EUROPE	4,353	0	4	0.09%
TOTAL	63,304	1	296	0.47%

Source: Our World in Data, accessed on July 15, 2025 (<https://ourworldindata.org/monkeypox>)

Trend of Mpox Confirmed Cases in the ASEAN Region

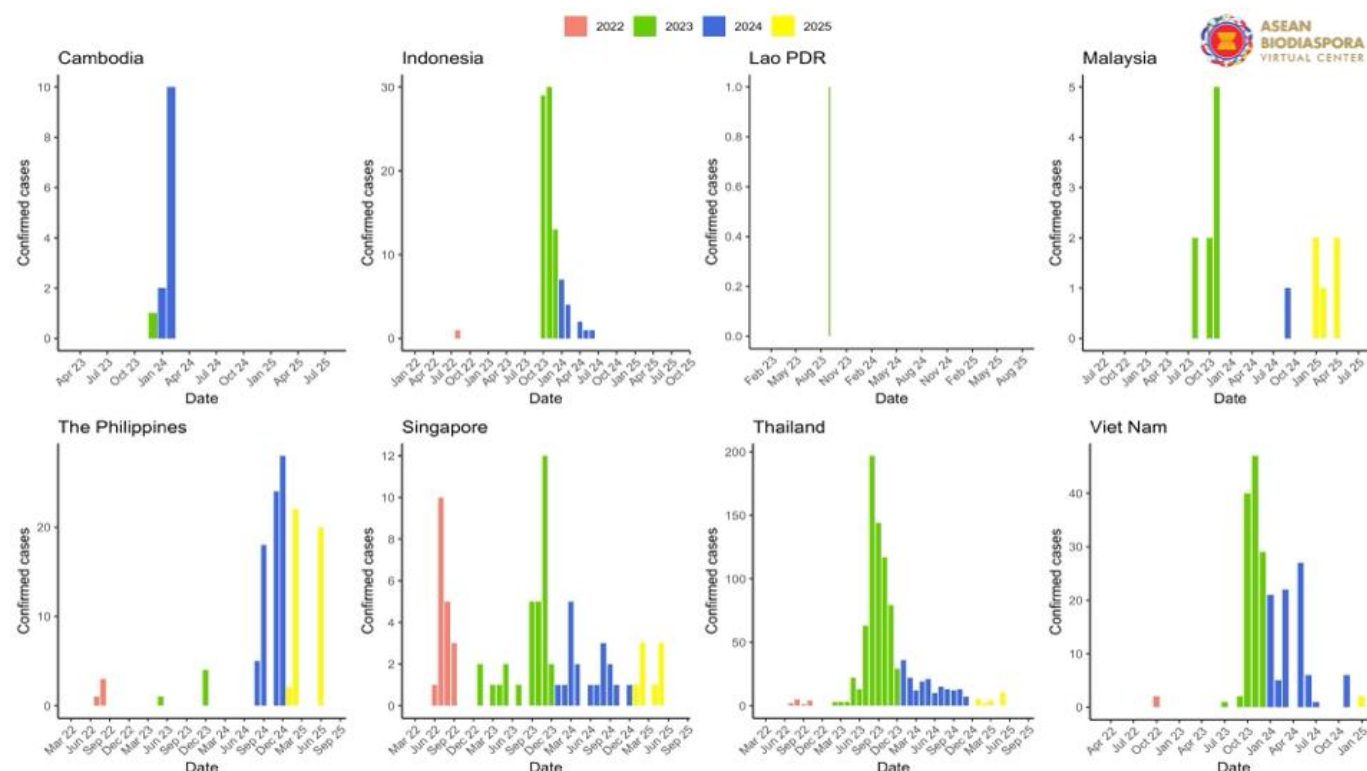
January 1, 2022 to July 12, 2025



Source: Our World in Data, accessed on July 15, 2025 (<https://ourworldindata.org/monkeypox>)

Trend of Mpox Confirmed Cases among ASEAN Member States

January 1, 2022 to July 12, 2025

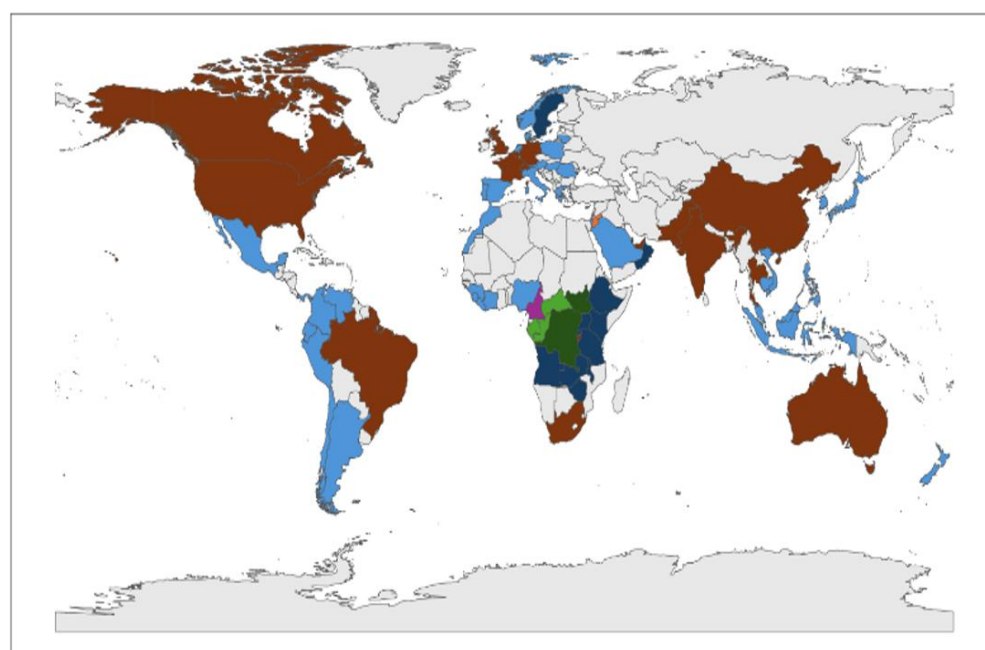


Source: Our World in Data, accessed on July 15, 2025 (<https://ourworldindata.org/monkeypox>)

Distribution of Mpox Variants in The Global

As of July 12, 2025

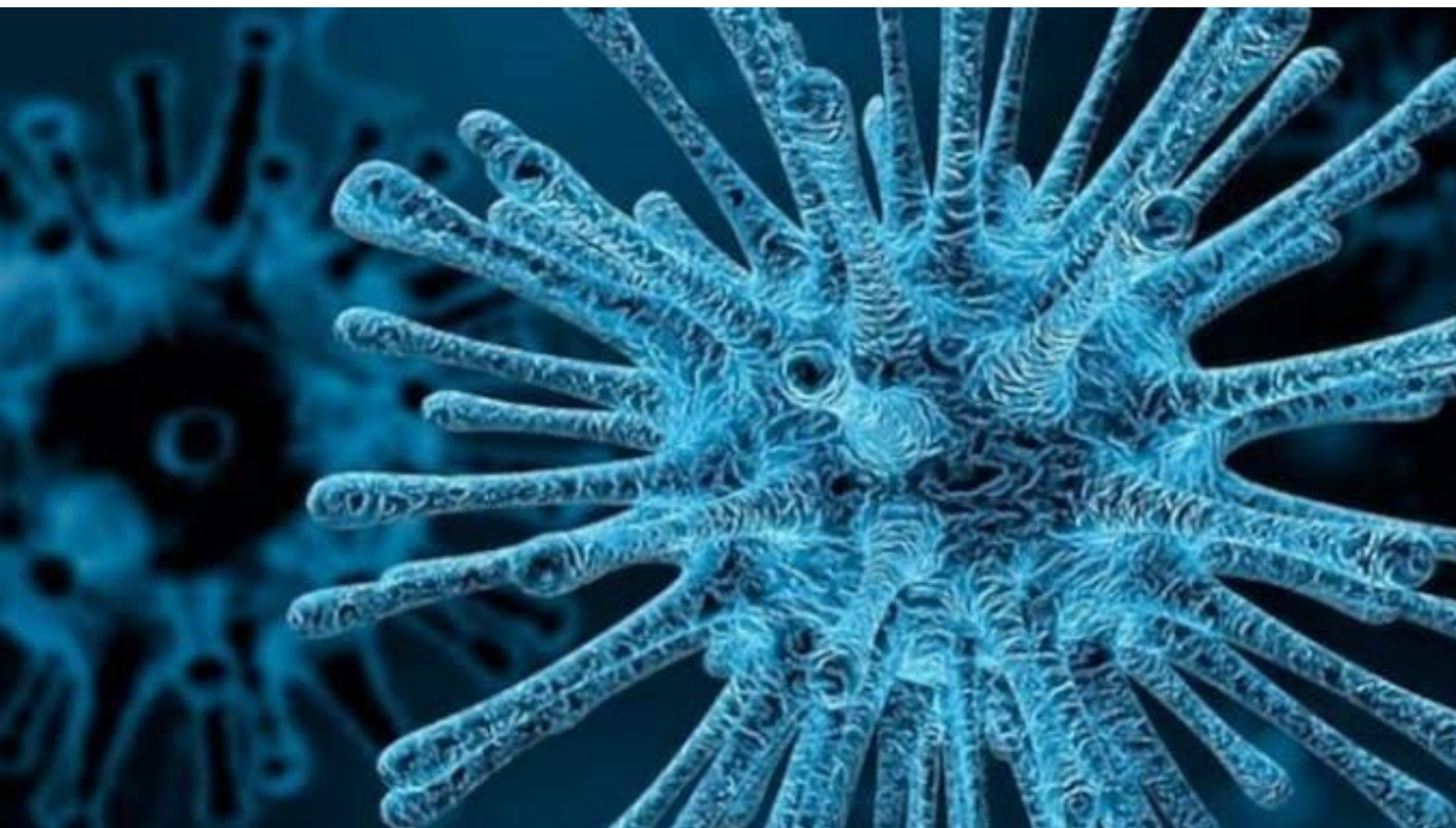
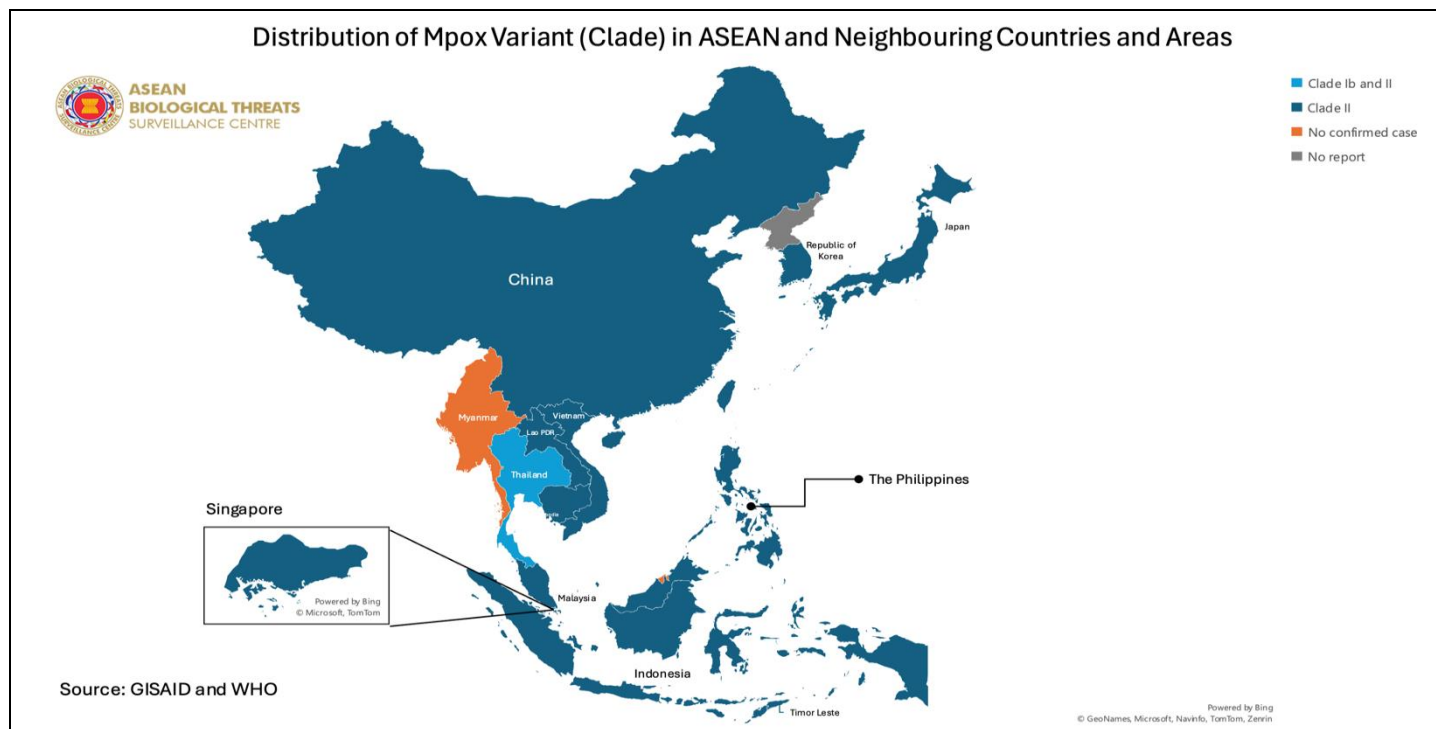
Distribution of Mpox Variant (Clade) in The Global



Source: GISAID and WHO



Distribution of Mpox Variants in the ASEAN and Neighbouring Countries and Areas As of July 12, 2025



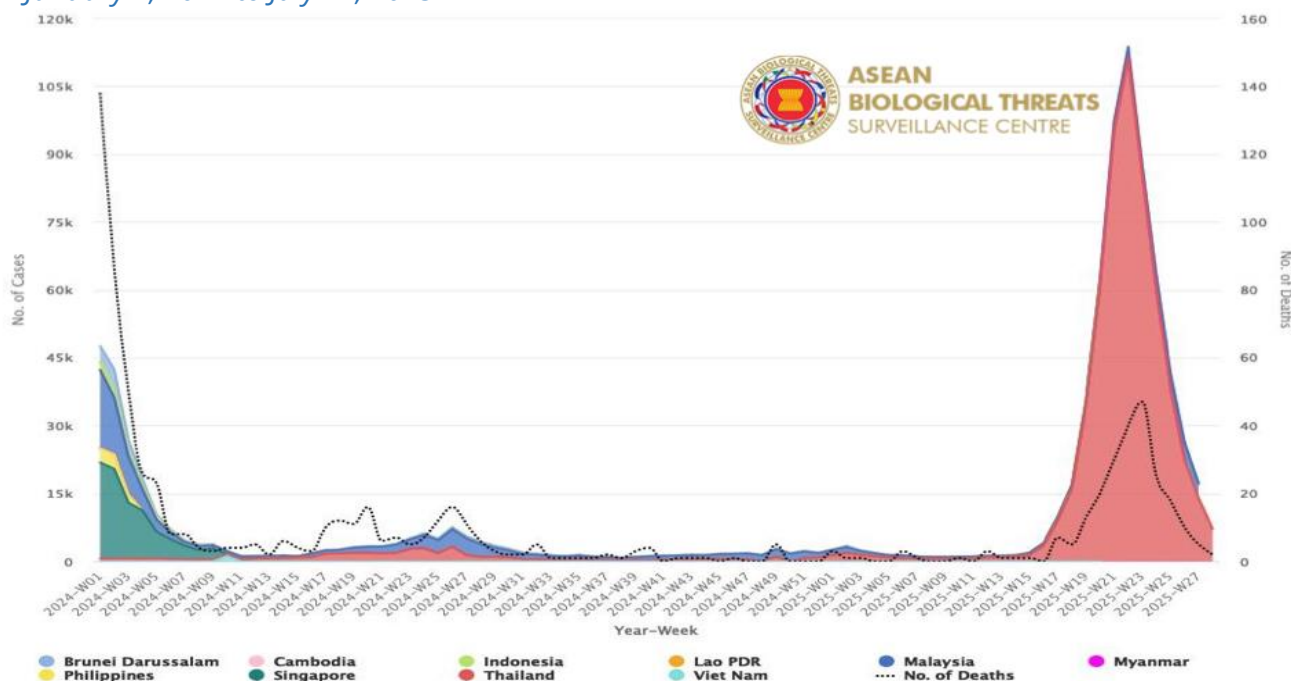
COVID-19

Key Findings

- As of 12 July 2025 (5PM, GMT+7), there were **778,276,535** confirmed cases **worldwide**, including **7,097,532** deaths. Globally, the Case Fatality Rate (CFR) was **0.91%**.
- 37,691,042 total confirmed cases** of COVID-19 have been reported in the **ASEAN Region**.
- The CFR in the **ASEAN Region** was **0.98%**.
- NB.1.8.1** variant show a dominance number in Thailand, Singapore, and Vietnam. Meanwhile, Cambodia and Malaysia show dominance in **Omicron B.1.1.529+BA.*** variant.

ASEAN Weekly COVID-19 Cases and Deaths

From January 1, 2024 to July 12, 2025



Sources: [Singapore Government](#), [MOH Indonesia](#), [MOH Cambodia](#), [DDC Thailand](#), [MOH Myanmar](#), [MOH Malaysia](#), and [WHO](#) accessed on July 15, 2025

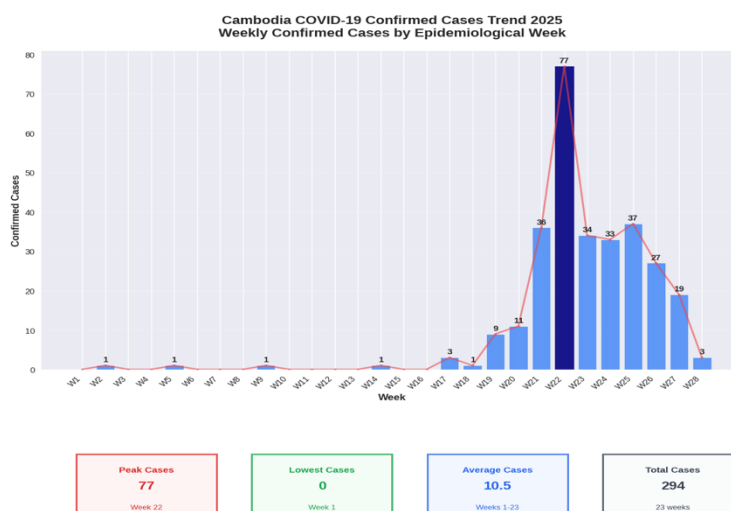
- A major peak in case numbers occurred in mid-2025 until week 22 as the highest peak of the cases reported. Meanwhile, after week 23, the cases started to decrease significantly.

ASEAN Weekly COVID-19 Cases among ASEAN Member States

From January 1 to July 12, 2025

Cambodia:

- COVID-19 cases in Cambodia remained very low from Week 1 to Week 16 of 2025, with most weeks reporting zero or one case.
- A noticeable increase in weekly cases began in Week 19, rising sharply to 77 cases by Week 22.
- No deaths were reported throughout the 28-week period, suggesting mild disease or effective healthcare response.

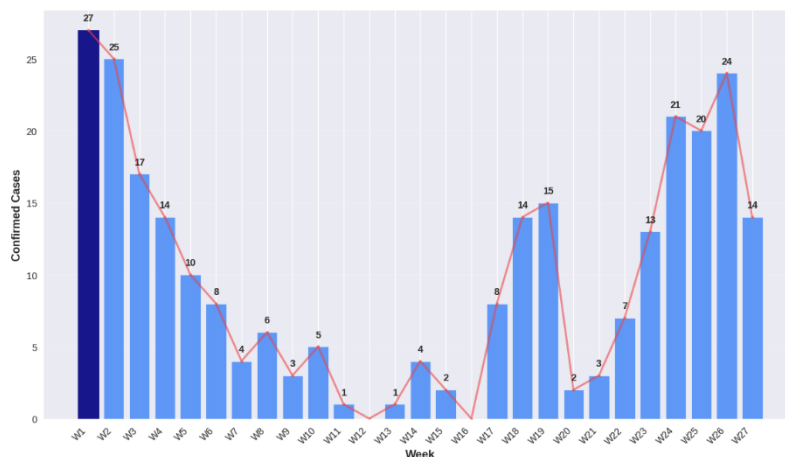


Source: [MOH Cambodia](#), accessed on July 15, 2025

Indonesia:

- Indonesia demonstrated effective pandemic control with cases declining from a peak of 27 in week 1 to near-zero levels by weeks 12-16, indicating successful implementation of public health measures early in 2025.
- The overall trend shows a well-managed outbreak with an average of only 9.2 cases per week, and zero deaths reported throughout the 27-week period, suggesting robust healthcare system response and disease surveillance.
- There was a brief increase in cases during weeks 17-19 (reaching 15 cases) that are likely happening during 22-26.

Indonesia COVID-19 Confirmed Cases Trend 2025
Weekly Confirmed Cases by Epidemiological Week



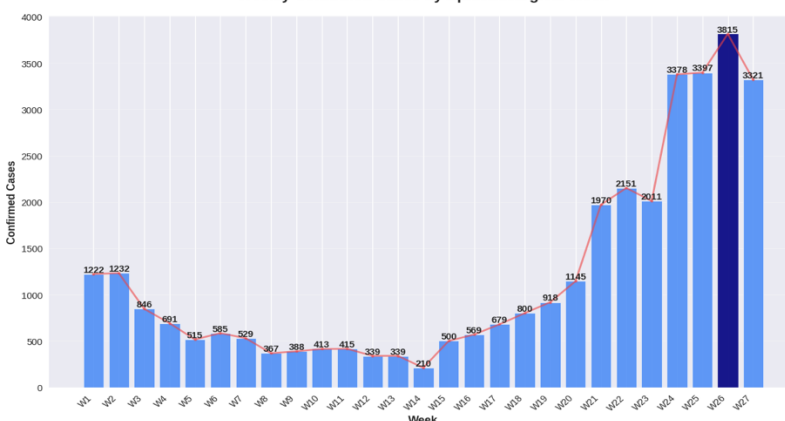
Peak Cases 27 Week 1	Lowest Cases 0 Week 12	Average Cases 9.9 Weeks 1-27	Total Cases 268 27 weeks
--	--	--	--

Source: [MOH Indonesia](#), accessed on July 15, 2025

Malaysia:

- U-shaped trend: Cases started high (1,222-1,232), dropped significantly to a minimum of 210 cases in week 14, then surged dramatically to peak at 2,151 cases by week 22.
- Accelerating growth phase: The resurgence from week 15 onwards shows exponential growth, with cases more than quadrupling in just 8 weeks (500 to 2,151).
- Very low mortality: Despite 32,270 total cases across 27 weeks, one death was recorded, suggesting either effective treatment protocols or a less severe variant.

Malaysia COVID-19 Confirmed Cases Trend 2025
Weekly Confirmed Cases by Epidemiological Week



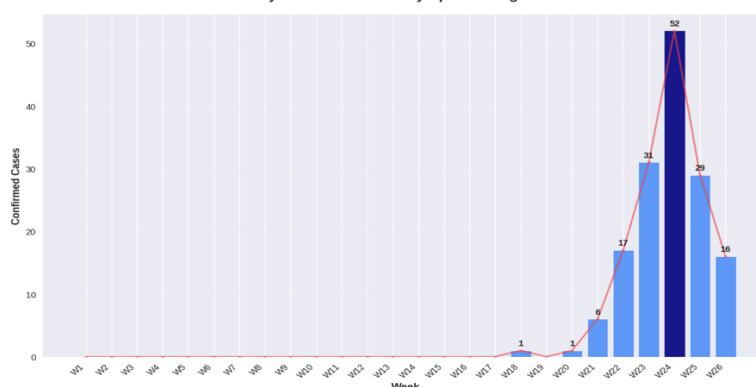
Peak Cases 3815 Week 26	Lowest Cases 210 Week 14	Average Cases 1212.8 Weeks 1-27	Total Cases 32745 27 weeks
---	--	---	--

Source: [MOH Malaysia](#), accessed on July 15, 2025

Myanmar:

- The total number of COVID-19 cases reported in Myanmar for the week's analyzed in 2025 was 137.
- On average, Myanmar reported five COVID-19 cases per week during this period.
- The peak number cases were reported in week 24 with more than 50 cases. Meanwhile, the lowest reported cases occurred in the earliest week this year from week 1 to week 17. During these weeks, Myanmar reported no cases on COVID-19.

Myanmar COVID-19 Confirmed Cases Trend 2025
Weekly Confirmed Cases by Epidemiological Week



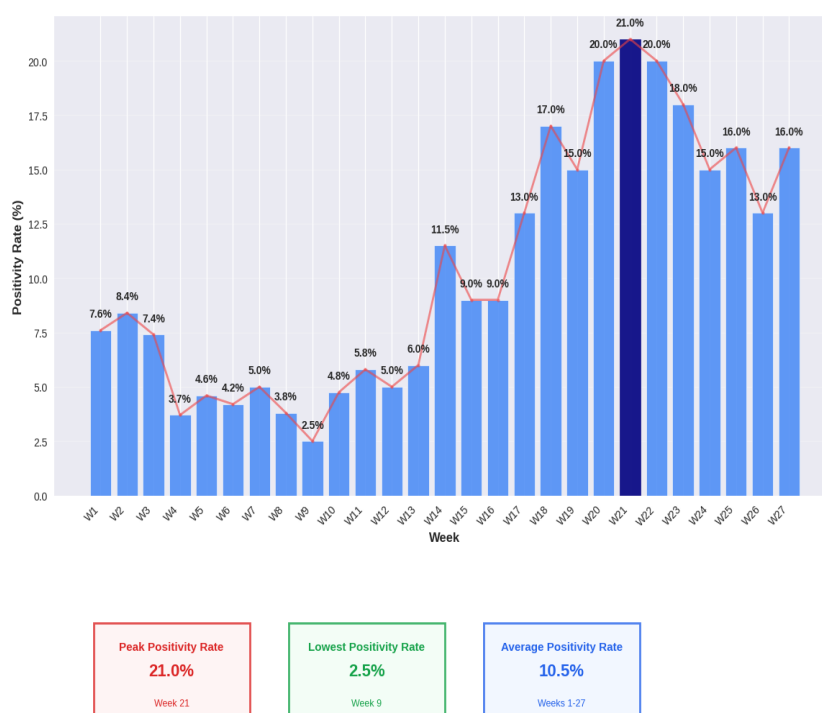
Peak Cases 52 Week 24	Lowest Cases 0 Week 1	Average Cases 5.9 Weeks 1-26	Total Cases 153 26 weeks
---	---	--	--

Source: MOH Myanmar, accessed on July 15, 2025

Singapore:

- Based on the last press release by Minister of Health of Singapore on May 13, 2025. The estimated number of COVID-19 cases in the week of 27 April to 3 May 2025 rose to 14,200 cases, compared to 11,100 cases in the previous week.
- At present, LF.7 and NB.1.8 (both descendants of the JN.1 variant) are the main COVID-19 variants circulating in Singapore, together accounting for more than two-thirds of locally sequenced cases.
- From the ILI/SARI Singapore sentinel data, the Covid-19 positivity rate trend has increased significantly to reach 21% in the week 21 of 2025.
- It gradually decreases as of week 26 to 13%.

Singapore COVID-19 Positivity Rate Trend 2025
Weekly Positivity Rate by Epidemiological Week

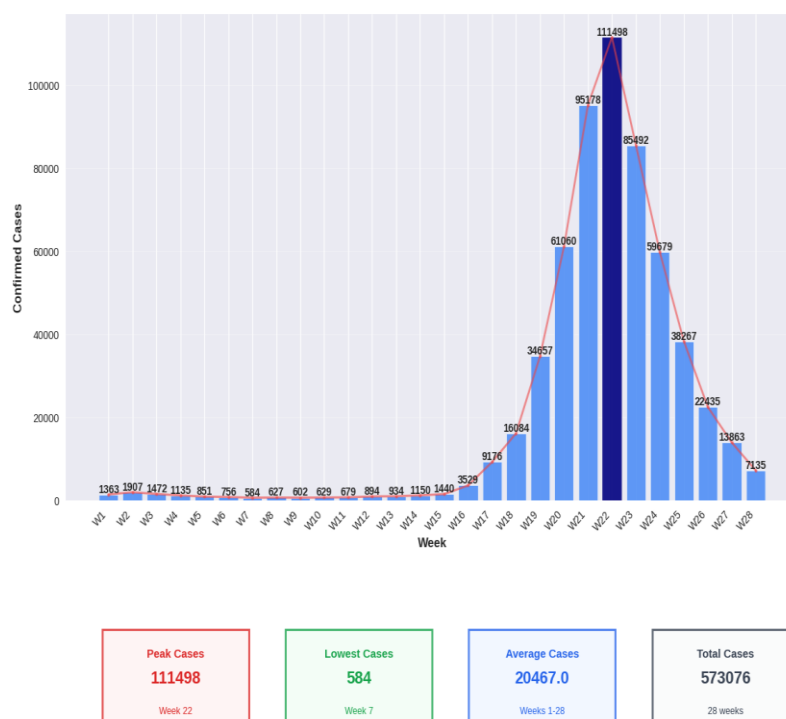


Source: [Singapore Government](#), accessed on July 15, 2025

Thailand:

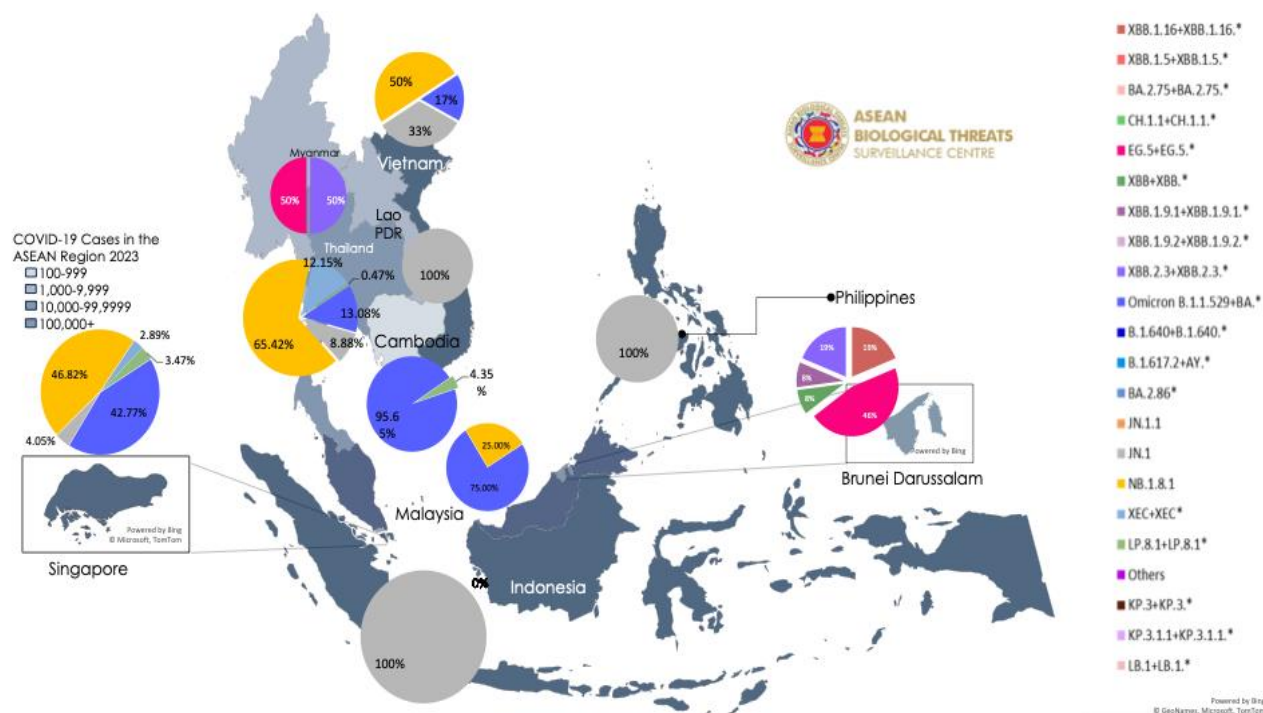
- Early Phase (W1-W15): Sporadic and low case counts with intermittent deaths.
- Acceleration Phase (W16-W21): Rapid, exponential rise in cases indicates a shift to widespread community transmission, potentially due to mass gatherings.
- Week 22 now represents the absolute peak of Thailand's COVID-19, with the highest case count more than 100,000 cases.
- After the week 23, the cases significantly decrease until the week 28 by more than 80,000 cases.

Thailand COVID-19 Confirmed Cases Trend 2025
Weekly Confirmed Cases by Epidemiological Week



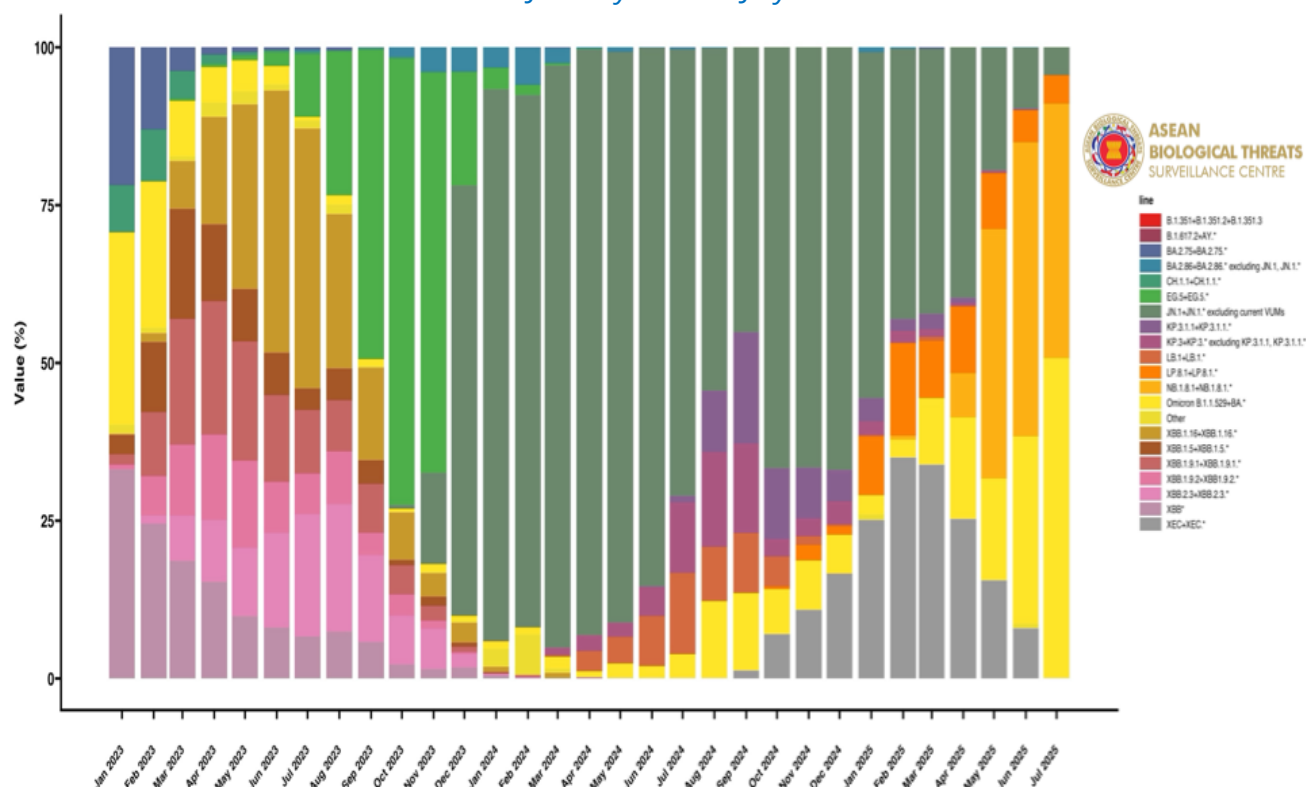
Source: [DDC Thailand](#), accessed on July 15, 2025

COVID-19 Variants Frequencies Among the ASEAN Member States In July 2025



Source: GISAID. "hCoV-19 Variants Dashboard," accessed July 15, 2025, <https://gisaid.org/hcov-19-variants-dashboard/>.

COVID-19 Variants Frequencies in the ASEAN Region From January 2023 to July 2025



Source: GISAID. "hCoV-19 Variants Dashboard," accessed July 15, 2025, <https://gisaid.org/hcov-19-variants-dashboard/>.

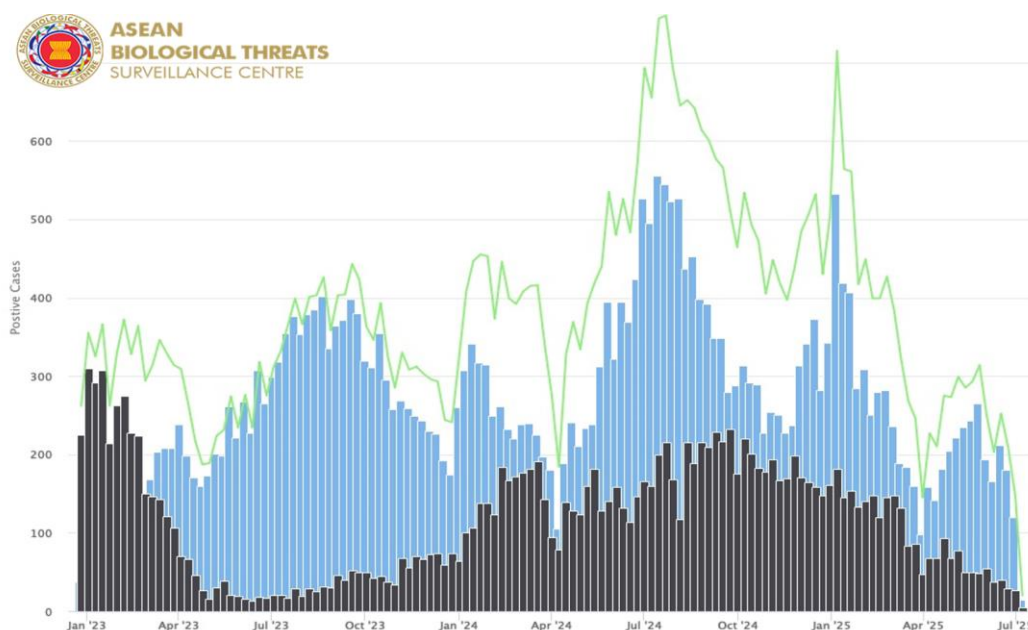
INFLUENZA

Key Findings

- Recently, most influenza cases among ASEAN Member States experience a downward trend.
- While influenza-like illness (ILI) and severe acute respiratory infection (SARI) increase slightly among some ASEAN Member States.

Trends of Influenza Confirmed Cases in the ASEAN region

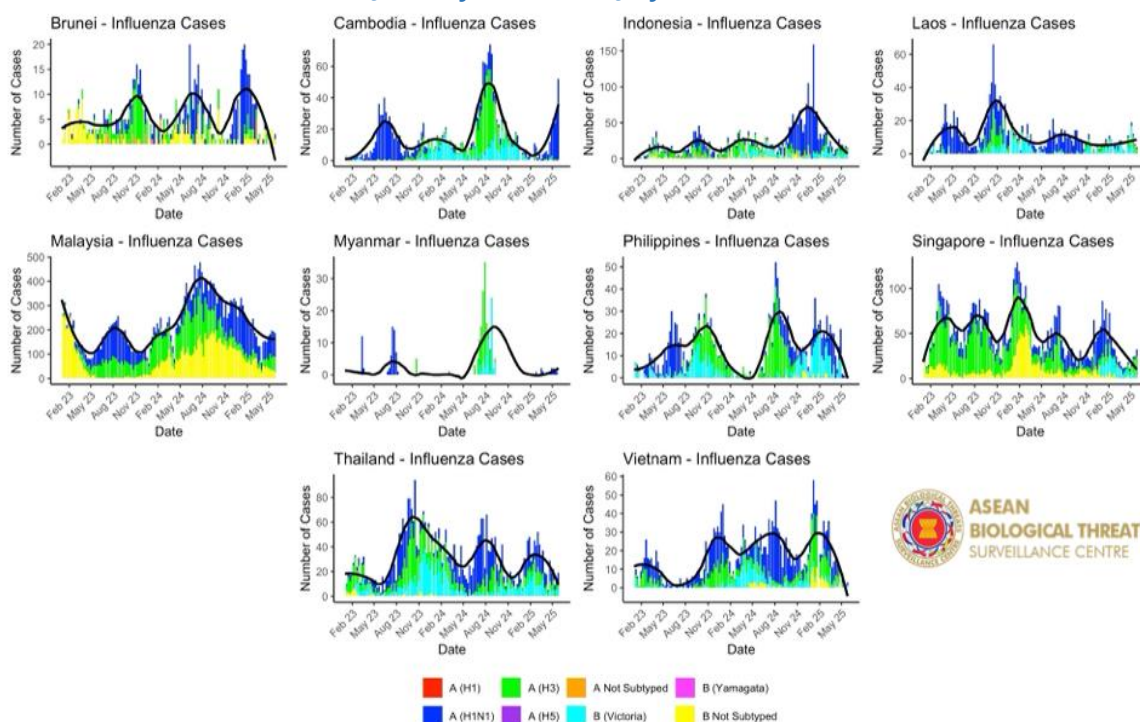
From January 1, 2023 to July 12, 2025



Source: WHO FluNet, accessed on July 15, 2025 (<https://www.who.int/tools/fluNet>)

Trend of Influenza Cases among ASEAN Member States

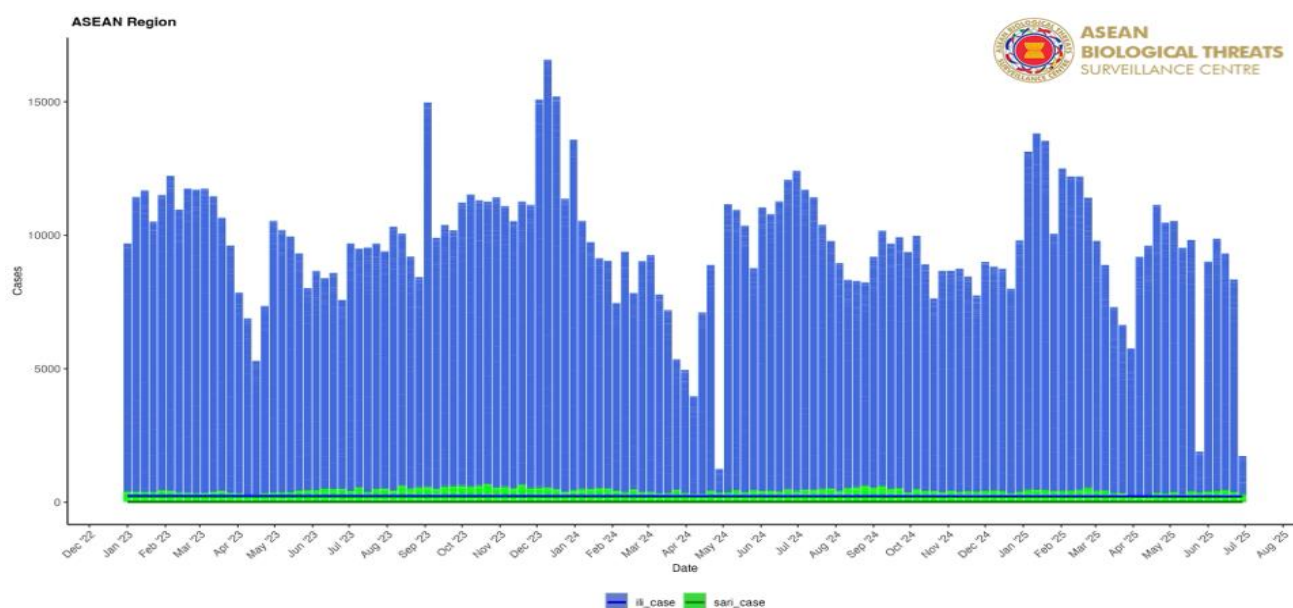
January 1, 2023 to July 12, 2025



Source: WHO FluNet, accessed on July 15, 2025 (<https://www.who.int/tools/fluNet>)

Trend of Influenza-like Illness (ILI) and Severe Acute Respiratory Illness (SARI) in the ASEAN Region

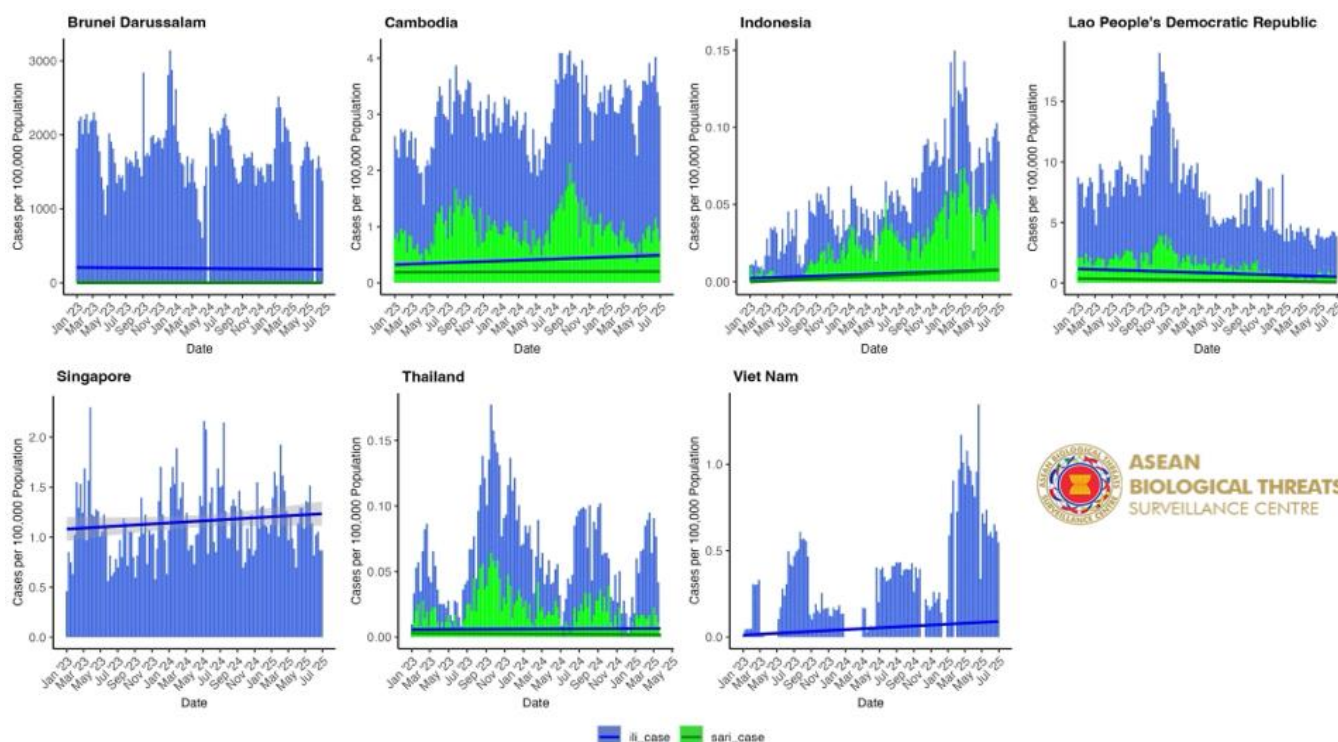
January 1, 2023 to July 12, 2025



Source: WHO FluID, accessed July 15, 2025 (<https://www.who.int/teams/global-influenza-programme/surveillance-and-monitoring/influenza-surveillance-outputs>)

Trend of Influenza-like Illness (ILI) and Severe Acute Respiratory Illness (SARI) among ASEAN Member States

January 1, 2023 to July 12, 2025



Source: WHO FluID, accessed July 15, 2025 (<https://www.who.int/teams/global-influenza-programme/surveillance-and-monitoring/influenza-surveillance-outputs>)

Zoonosis



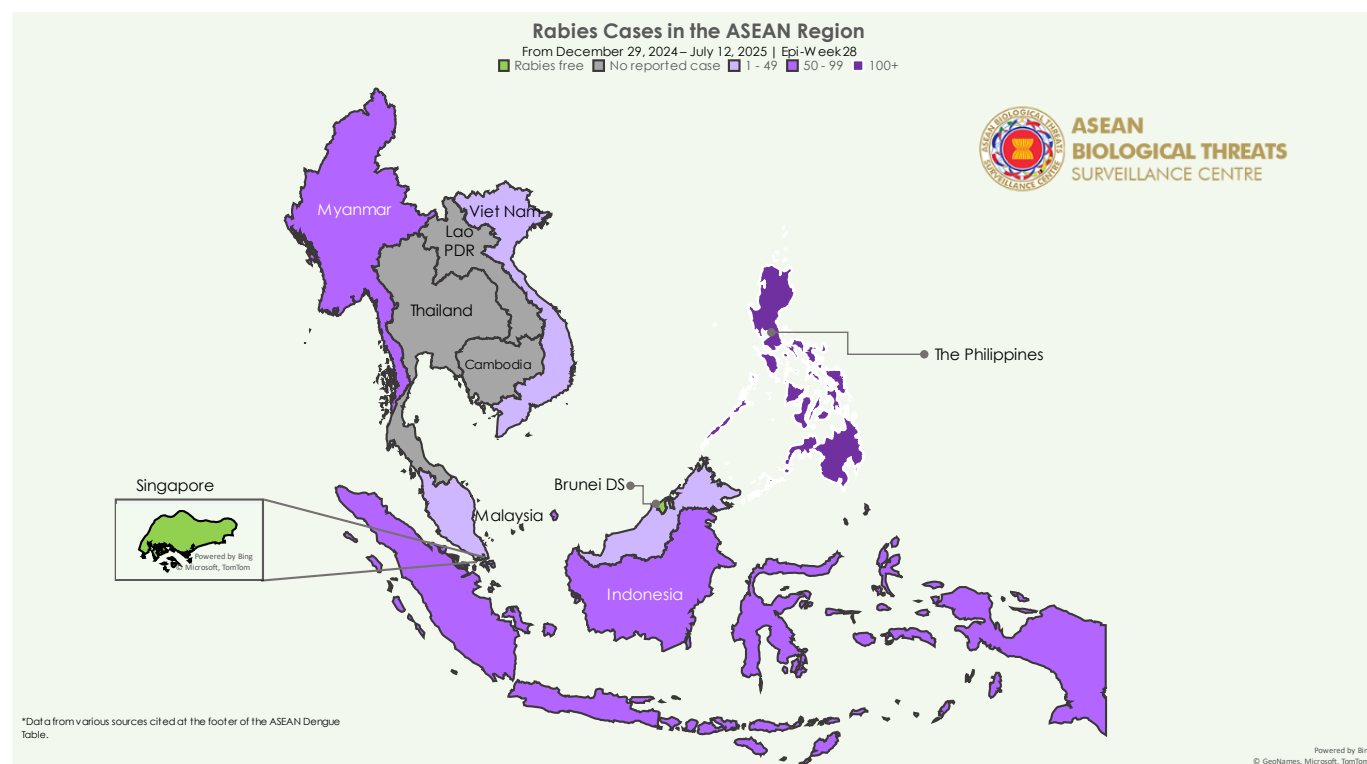
RABIES

Rabies Cases in the ASEAN Region

From December 29, 2024 to July 12, 2025 (Epi-Week 28, 2025)

Key Findings

- The **ASEAN** region reported **no** new rabies cases in Epiweek 28, 2025.
- Up to July 12, 2025, the region reported **298** total cases with **100%** CFR.



Rabies cases in the ASEAN region

Country	Epi-Week Reported	Cumulative Cases	New Cases Since Previous Report	Cumulative Deaths	CFR
Brunei Darussalam			Rabies-free country		
Cambodia	-	-	-	-	-
Indonesia¹	Week 26	77	-	77	100%
Lao PDR	-	-	-	-	-
Malaysia²	Week 23	1	-	1	100%
Myanmar³	Week 26	62	-	62	100%
Philippines²	Week 22	124	-	124	100%
Singapore			Rabies-free country		
Thailand	-	-	-	-	-
Viet Nam²	Week 23	34	-	34	100%
Total		298	0	298	100%

Source:

- Ministry of Health, Republic of Indonesia
- Bluedot Platform, accessed July 15, 2025 (<https://portal.bluedot.global/>)
- Department of Public Health, Ministry of Health, Myanmar

Vector-Borne Diseases



DENGUE

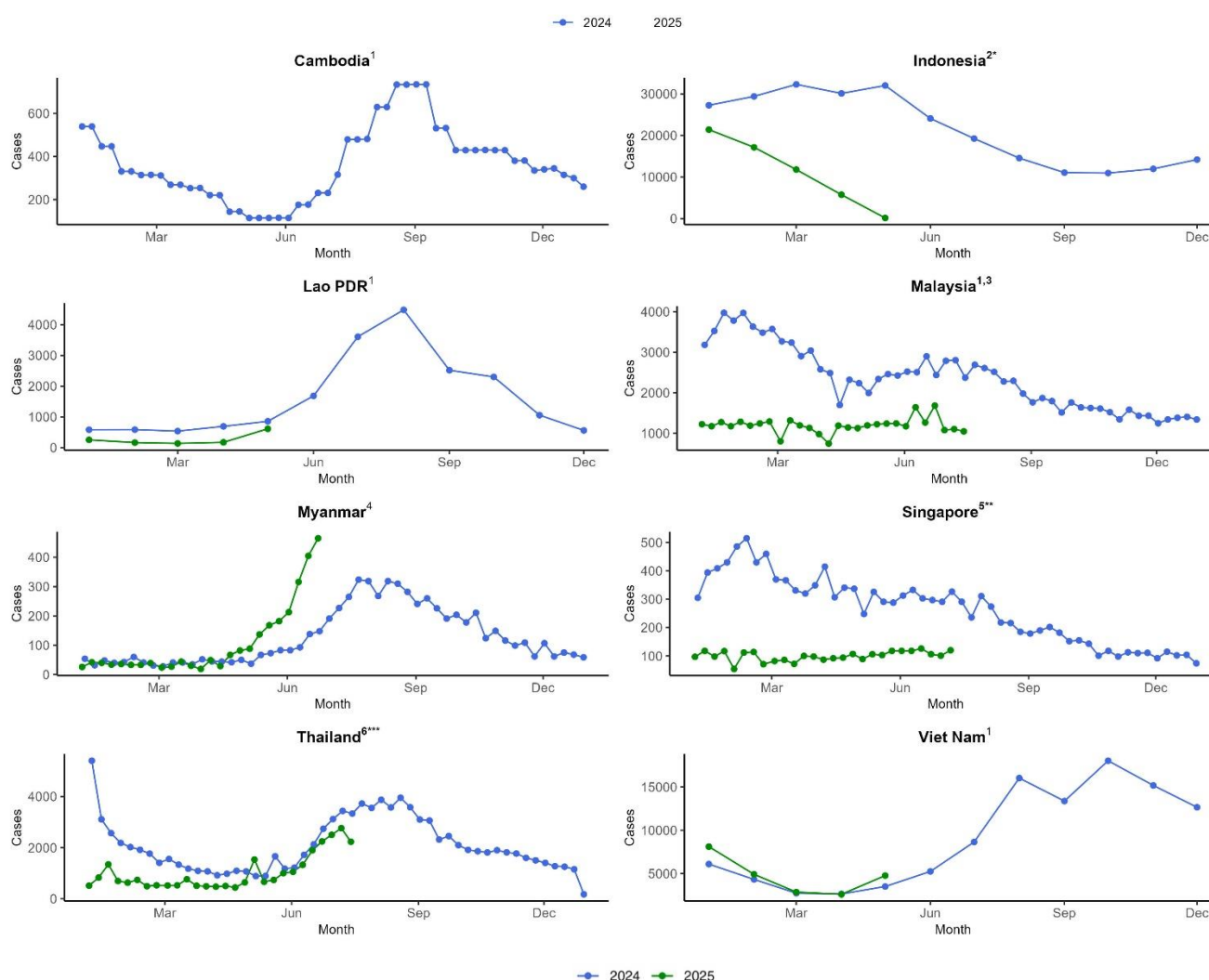
Dengue Cases in the ASEAN Region

From December 29, 2024 to July 12, 2025 (Epi-Week 28, 2025)

Key Findings

- The **ASEAN** region reported **3,403** new dengue cases in Epiweek 28, 2025.
- Up to July 12, 2025, the region reported **148,206** total cases and **256** total deaths with **0.18% CFR**.
- Most dengue trends in 2025 among AMS showing lower number of cases compared to previous year at the same period. Viet Nam showing higher trend of cases compared to previous year. While Myanmar showing significant increase of dengue cases compared to previous year at the same period.

Trend of Dengue cases in the ASEAN region, 2024 - 2025



Source:

- WHO WPRO, "Dengue," World Health Organization, accessed July 15, 2025 (<https://www.who.int/westernpacific/emergencies/surveillance/dengue>).
- Ministry of Health, Republic of Indonesia
- Senarai Kenyataan Akhbar Demam Denggi dan Chikungunya, Kementerian Kesihatan Malaysia, accessed July 15, 2025 (https://www.moh.gov.my/index.php/database_stores/store_view/17)
- Department of Public Health, Ministry of Health, Myanmar
- Ministry of Health. "Weekly Infectious Disease Bulletin," accessed July 15, 2025. (<https://www.moh.gov.sg/resources-statistics/infectious-disease-statistics/2025/weekly-infectious-diseases-bulletin>)
- Bureau of Epidemiology, Department of Disease Control, Ministry of Public Health Thailand, accessed July 15, 2025, (https://dvis3.ddc.moph.go.th/t/DDC_CENTER_DOE/views/DDS2/sheet33?%3Aembed=y&%3AisGuestRedirectFromVizportal=y)

- Data were updated and collected from official sources, which may have a 2-8 weeks delay in reporting. Data must be interpreted cautiously.

*Notified dengue cases only includes severe cases Dengue Hemorrhagic fever (DHF) and Dengue Shock Syndrome (DSS)

**Notified dengue cases only includes Dengue Fever (DF) and DHF

***Notified dengue cases include all type of cases DF, DHF, and DSS

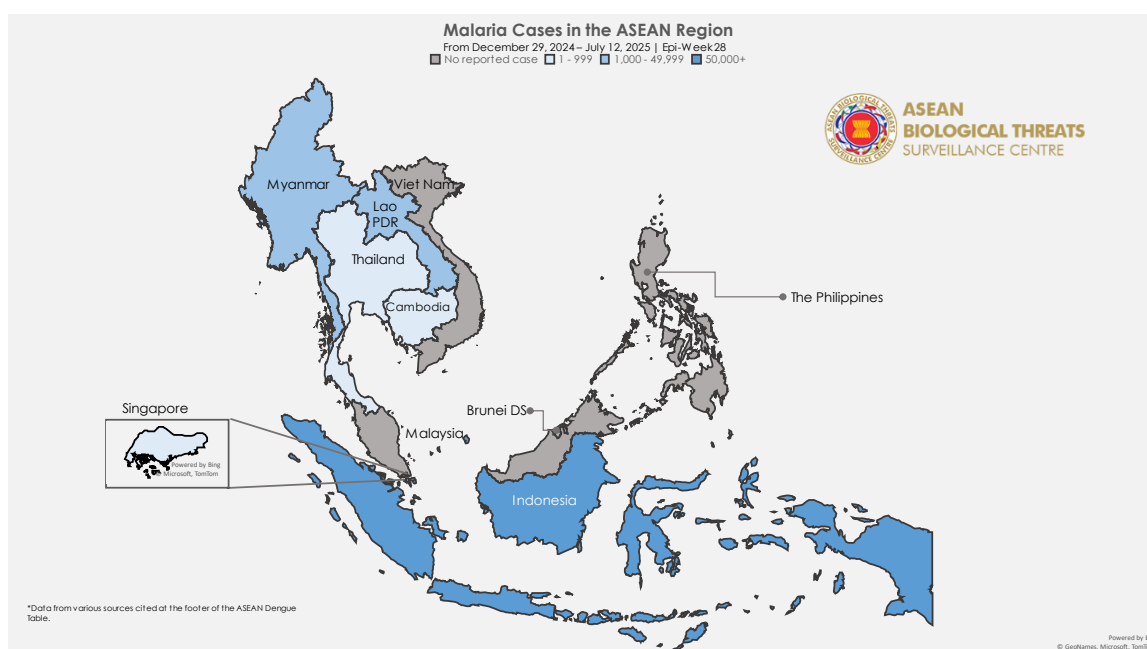
MALARIA

Malaria Cases in the ASEAN Region

From December 29, 2024 to July 12, 2025 (Epi-Week 28, 2025)

Key Findings

- The **ASEAN** region reported **14,218** new malaria cases in Epiweek 28, 2025.
- Up to July 12, 2025, the region reported **377,218** total cases and **77** deaths with **0.02%** CFR.



Malaria cases in the ASEAN region

Country	Epi-Week Reported	Cumulative Cases	New Cases Since Last Week	Cumulative Deaths	CFR
Brunei Darussalam	-	-	-	-	-
Cambodia¹	Week 28	285	0	0	0.00%
Indonesia²	Week 28	327,114	13,670	70	0.02%
Lao PDR³	Week 28	3,177	441	1	0.03%
Malaysia	-	-	-	-	-
Myanmar⁴	Week 25	43,673	-	4	0.01%
Philippines	-	-	-	-	-
Singapore⁵	Week 27	17	0	0	0.00%
Thailand⁶	Week 28	2,574	107	2	0.08%
Viet Nam	-	-	-	-	-
Total		377,281	14,218	77	0.02%

Source:

- Cambodia National Malaria Center, accessed July 15, 2025 (<https://mis.cnm.gov.kh/Dashboard>)
- Malaria Cases in Indonesia, accessed July 15, 2025 (<https://malaria.kemkes.go.id/case>)
- Centre of Information and Education for Health, Ministry of Health Lao PDR, accessed July 15, 2025 (<https://www.facebook.com/CCEH.MoH.Lao/>)
- Department of Public Health, Ministry of Health, Myanmar
- Ministry of Health Singapore, accessed July 15, 2025 (<https://www.moh.gov.sg/others/resources-and-statistics/infectious-disease-statistics-2025-weekly-infectious-diseases-bulletin>)
- Bureau of Epidemiology, Department of Disease Control, Ministry of Public Health Thailand, accessed July 15, 2025 (https://dvis3.ddc.moph.go.th/DDC_CENTER_DOE/views/DDS2/sheet337%3Aembed=y&%3AisGuestRedirectFromVizportal=y)

Vaccine- Preventable Diseases

A person wearing a white lab coat is shown from the chest up, holding a glass vial in their right hand and a syringe in their left hand. They are in the process of drawing a yellowish liquid from the vial into the syringe. The syringe has a scale with numbers 1, 2, 3, 4, and 5. The background is a soft, out-of-focus blue and white.

MEASLES

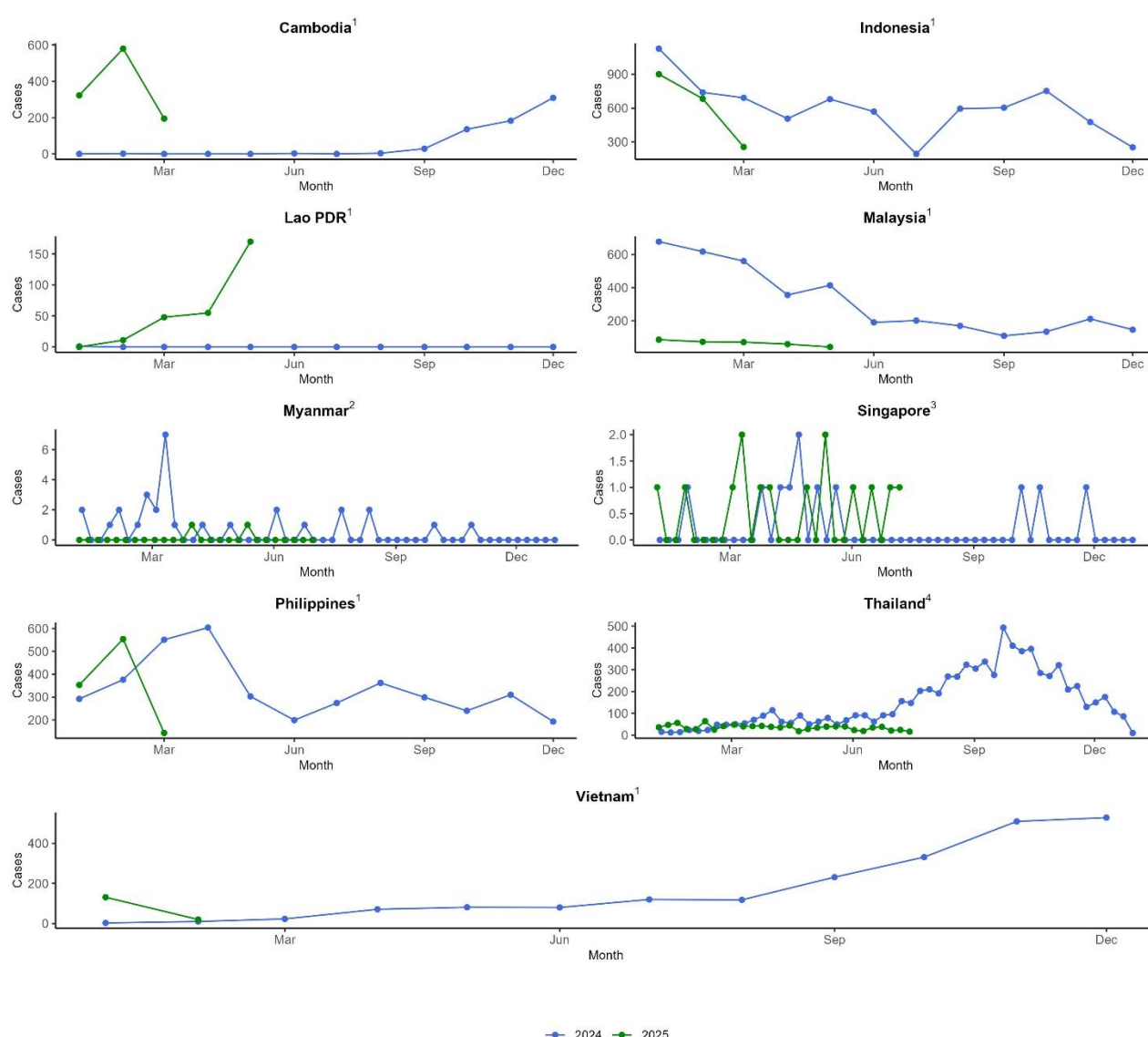
Measles Cases in the ASEAN Region

From December 29, 2024 to July 12, 2025 (Epi-Week 28, 2025)

Key Findings

- The **ASEAN** region reported **301** new measles cases in Epiweek 28, 2025.
- Up to July 12, 2025, the region reported **5,775** total cases with **0%** CFR.
- Mostly measles cases in the ASEAN Region slightly decrease compared to the same period on the previous year.

Trend of Measles cases in the ASEAN region, 2024 - 2025



Source:

- Provisional Measles and Rubella Data, World Health Organization, accessed July 15, 2025 (<https://immunizationdata.who.int/global?topic=Provisional-measles-and-rubella-data&location=>)
- Department of Public Health, Ministry of Health, Myanmar
- Ministry of Health Singapore, accessed July 15, 2025 (<https://www.moh.gov.sg/others/resources-and-statistics/infectious-disease-statistics-2025-weekly-infectious-diseases-bulletin>)
- Bureau of Epidemiology, Department of Disease Control, Ministry of Public Health Thailand, accessed July 15, 2025 (<http://doe.moph.go.th/surdata/index.php>)



ASEAN BIOLOGICAL THREATS SURVEILLANCE CENTRE

Report generated by
ASEAN BIOLOGICAL THREATS SURVEILLANCE CENTRE

Email: support@biodiaspora.org

Facebook: [abvc.official](https://www.facebook.com/abvc.official)

Instagram: [abvc.official](https://www.instagram.com/abvc.official)